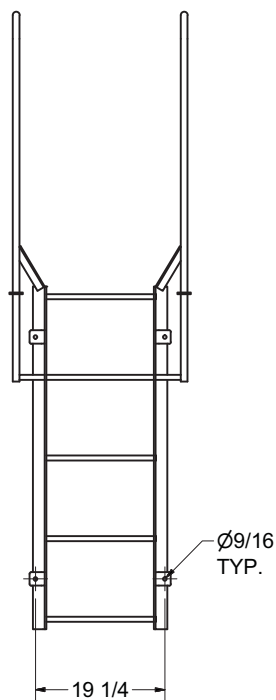
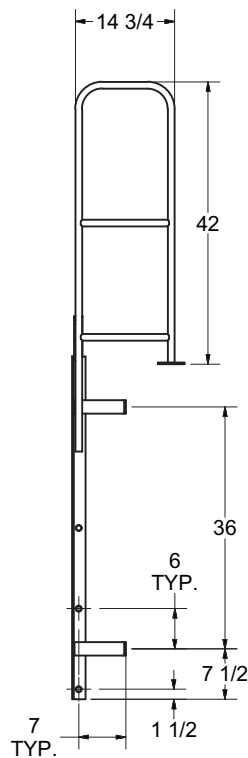
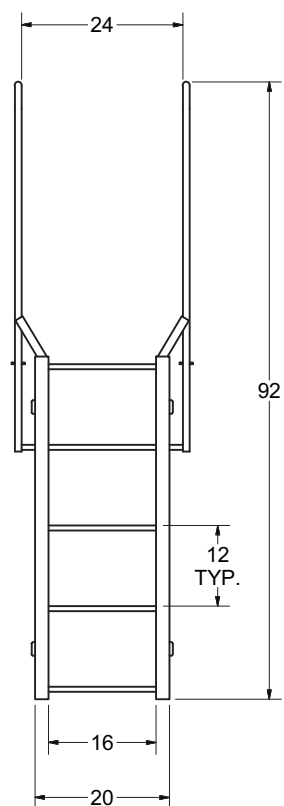
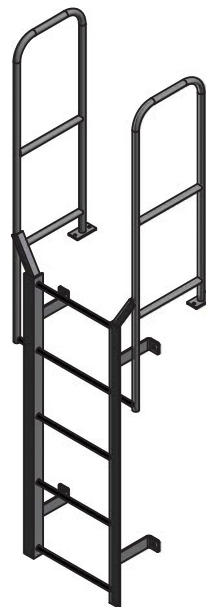


DETAIL A



NOTE:
 STANDOFF BRACKET LOCATIONS
 ARE $\pm 1"$.
 DO NOT PREDRILL HOLES IN THE
 STRUCTURE.
 HOLES SHOULD BE MATCH DRILLED
 TO INSURE PROPER ALIGNMENT

3D MODEL AVAILABLE IN STEP FILE FORMAT ON OUR WEBSITE



DRAWN KJS	7/2/2013		
CHECKED			
APPROVED		TITLE	
PART 3570223 F5W FOR CATALOG		F5W	
Drawing is computer generated, and print might not be to scale			
SIZE	DWG NO	REV	
C	3570223 F5W FOR CATALOG.dwg	A	
DIMENSIONS IN INCHES UNLESS NOTED			SHEET 1 OF 1