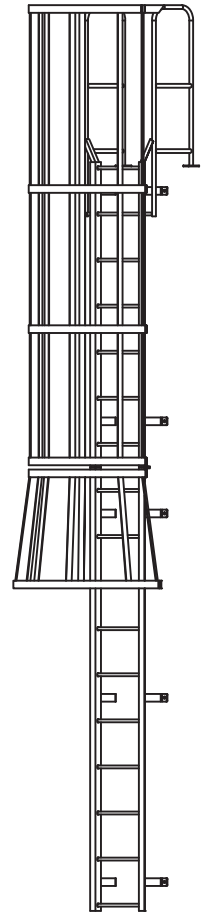
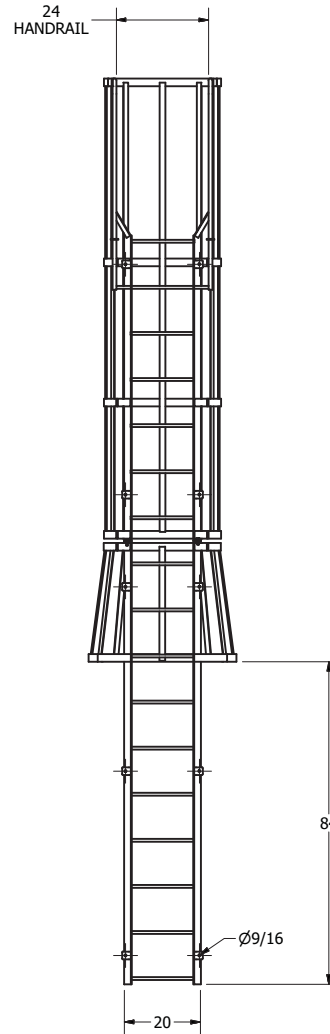
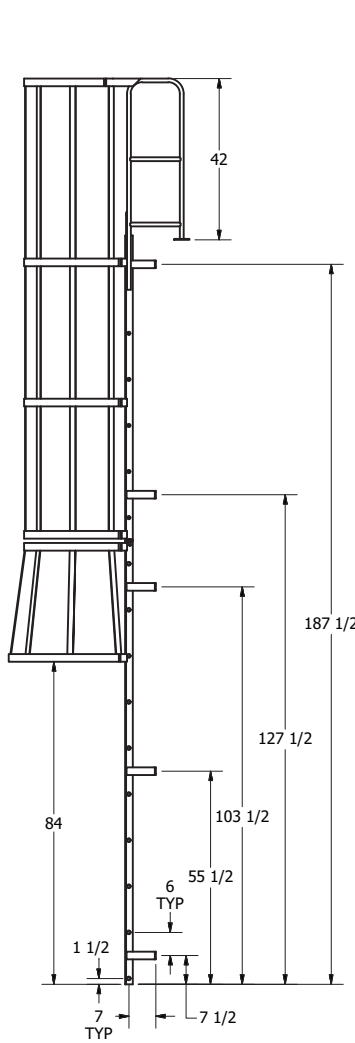
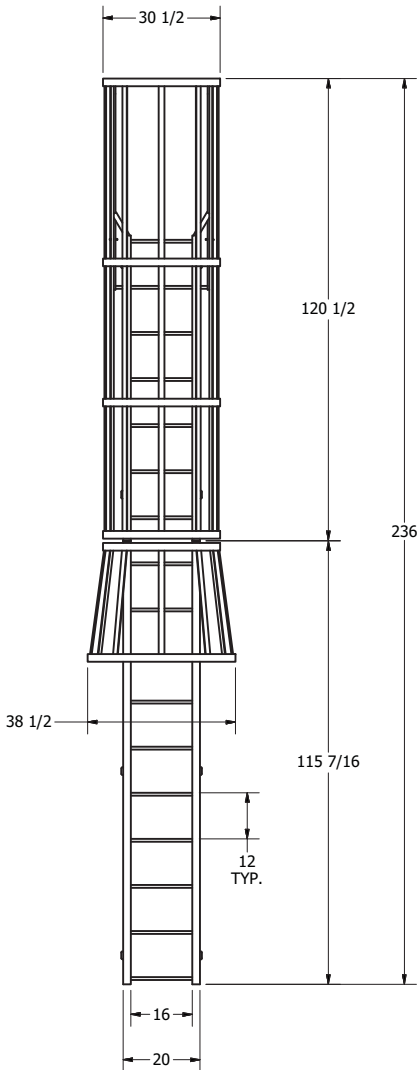


DETAIL A



NOTE:
STANDOFF BRACKET LOCATIONS

ARE +/- 1"

DO NOT PREDRILL HOLES IN THE STRUCTURE.
HOLES SHOULD BE MATCH DRILLED TO INSURE
PROPER ALIGNMENT.

3D MODEL AVAILABLE IN STEP FILE FORMAT ON OUR WEBSITE

DRAWN	NA	3/25/2011	
CHECKED			
APPROVED			TITLE
PART	D0570196-03 F17WC FOR CATALOG		
	F17WC		
	Drawing is computer generated, and print might not be to scale		
SIZE	C	DWG NO	REV
QUOTE	D0570196-03 F17WC FOR CATALOG.dwg		A
			SHEET 1 OF 1