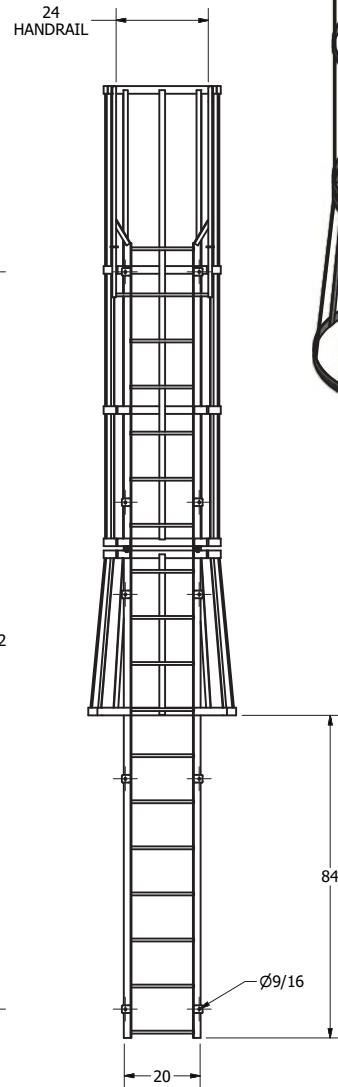
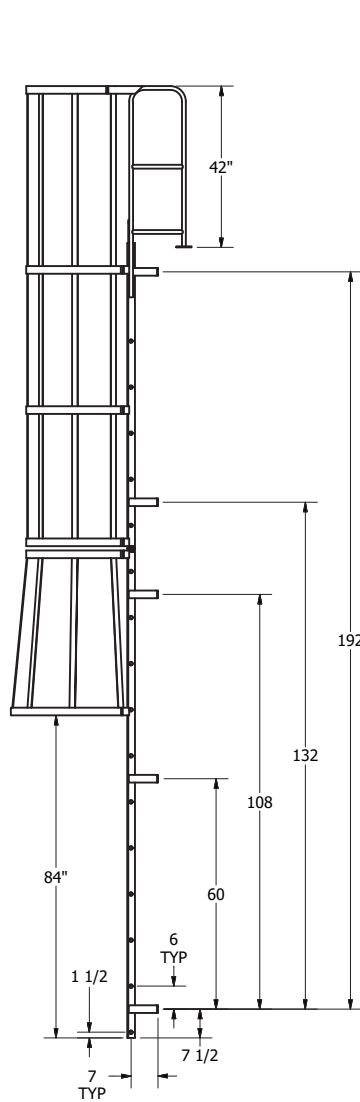
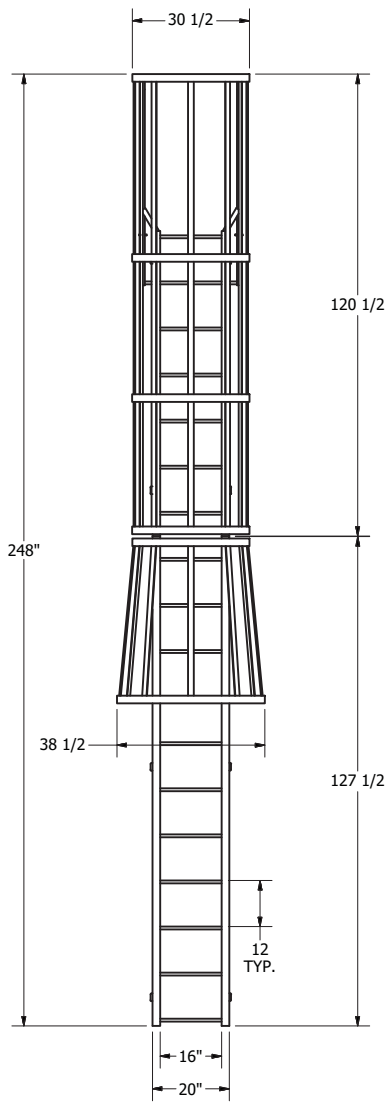


DETAIL A



NOTE:
STANDOFF BRACKET LOCATIONS

ARE +/- 1"

DO NOT PREDRILL HOLES IN THE STRUCTURE.
HOLES SHOULD BE MATCH DRILLED
TO ENSURE PROPER ALIGNMENT.

3D MODEL AVAILABLE IN STEP FILE FORMAT ON OUR WEBSITE

DRAWN	7/27/2012		
NA			
CHECKED			
APPROVED		TITLE	
PART		F18WC	
D0570196-04 F18WC FOR CATALOG		Drawing is computer generated, and print might not be to scale	
SIZE	DWG NO	REV	
C	D0570196-04 F18WC FOR CATALOG.dwg	A	
DIMENSIONS IN INCHES UNLESS NOTED			SHEET 1 OF 1