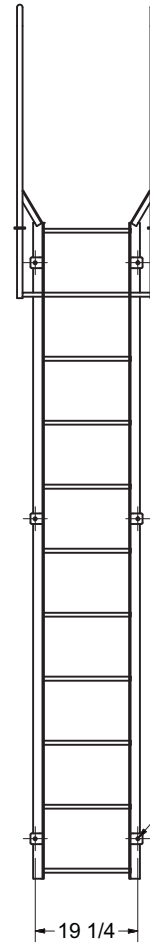
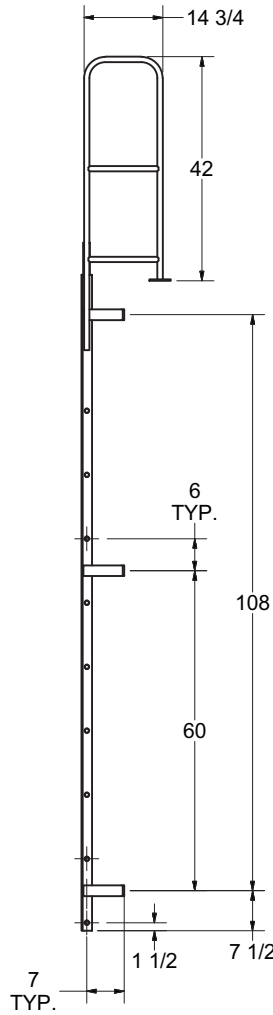
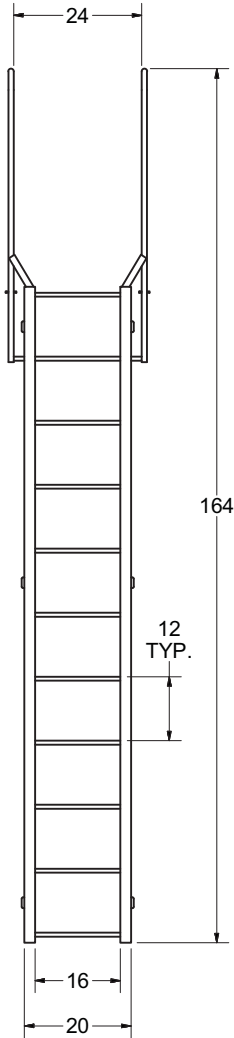


DETAIL A



NOTE:  
 STANDOFF BRACKET LOCATIONS  
 ARE  $\pm 1"$ .  
 DO NOT PREDRILL HOLES IN THE  
 STRUCTURE.  
 HOLES SHOULD BE MATCH DRILLED  
 TO INSURE PROPER ALIGNMENT

3D MODEL AVAILABLE IN STEP FILE FORMAT ON OUR WEBSITE



DRAWN	KJS	12/4/2017	
CHECKED			
APPROVED			TITLE
PART	3570229 F11W FOR CATALOG		F11W
Drawing is computer generated, and print might not be to scale			
SIZE	C	DWG NO	3570229 F11W FOR CATALOG.dwg
DIMENSIONS IN INCHES UNLESS NOTED			REV A
			SHEET 1 OF 1